



# MASTER LEDtube EM/ Mains

## MASTER LEDtube 1200mm HO 14W840 T8

The Philips MASTER LEDtube integrates a LED light source into a traditional fluorescent form factor. Its unique design creates a perfectly uniform visual appearance which cannot be distinguished from traditional fluorescent. This product is the ideal solution for up lighting in general lighting applications.

### Warnings and Safety

• -

### Product data

General Information	
Cap base	G13 [ Medium Bi-Pin Fluorescent]
EU RoHS compliant	Yes
Nominal lifetime (nom.)	50000 h
Switching cycle	200,000X

Light Technical	
Colour Code	840 [ CCT of 4,000 K]
Technical Beam Angle (Nom)	160 °
Lamp Luminous Flux 25°C EL (Nom)	2100 lm
Colour Designation	Cool White (CW)
Colour Temperature, horizontal (Nom)	4000 K
Lamp Luminous Efficacy EM (Nom)	150.00 lm/W
Colour consistency	<6
Colour Rendering Index,horiz (Nom)	83
LLMF at end of nominal lifetime (nom.)	70 %

Operating and Electrical	
Input frequency	50 to 60 Hz
Power (Rated) (Nom)	14 W
Lamp current (max.)	65 mA
Lamp current (min.)	60 mA
Starting time (nom.)	0.5 s
Warm-up time to 60% light (nom.)	0.5 s
Power factor (nom.)	0.9
Voltage (Nom)	220-240 V

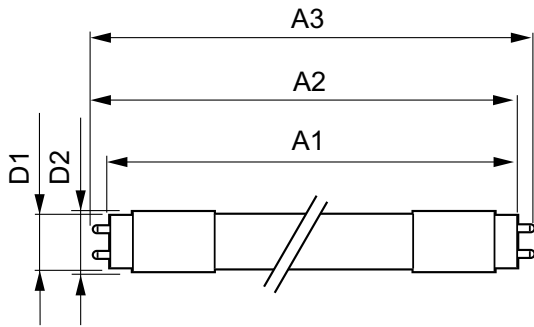
Temperature	
T-ambient (max.)	45 °C
T-ambient (min.)	-20 °C
T storage (max.)	65 °C
T storage (min.)	-40 °C
T-Case maximum (nom.)	55 °C

# MASTER LEDtube EM/Mains

Controls and Dimming	
Dimmable	No
Mechanical and Housing	
Product length	1200 mm
Approval and Application	
Energy efficiency label (EEL)	A++
Energy-saving product	Yes
Approval marks	CE marking RoHS compliance KEMA Keur certificate
Energy consumption kWh/1,000 hours	14 kWh

Product Data	
Full product code	871869668726000
Order product name	MASTER LEDtube 1200mm HO 14W840 T8
EAN/UPC – product	8718696687260
Order code	929001299308
SAP numerator – quantity per pack	1
SAP numerator – packs per outer box	10
SAP material	929001299308
Net Weight (Piece)	0.215 kg


## Dimensional drawing



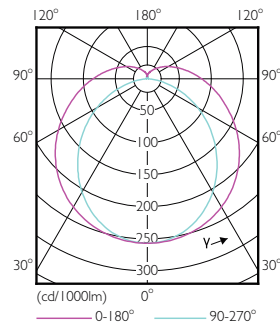
TLED 4ft 14W-36W 2100lm 150D 4000K G13ND

Product	D1	D2	A1	A2	A3
MASTER LEDtube 1200mm HO 14W840 T8	25.8 mm	28 mm	1198.2 mm	1205.3 mm	1212.4 mm

## Photometric data



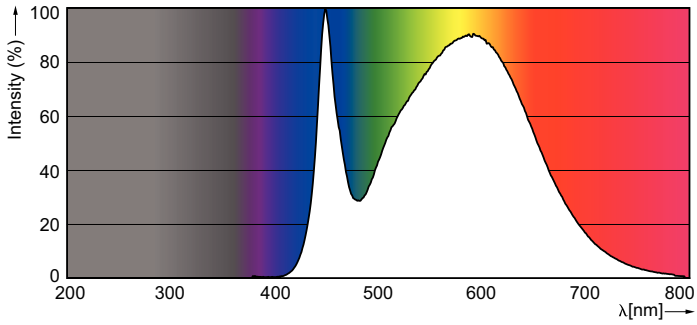
MAS LEDtube HO 14W G13 840 T8



MAS LEDtube HO 14W G13 830-865 T8

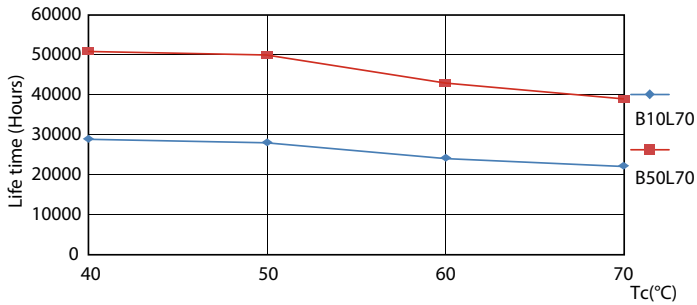
# MASTER LEDtube EM/Mains

## Photometric data

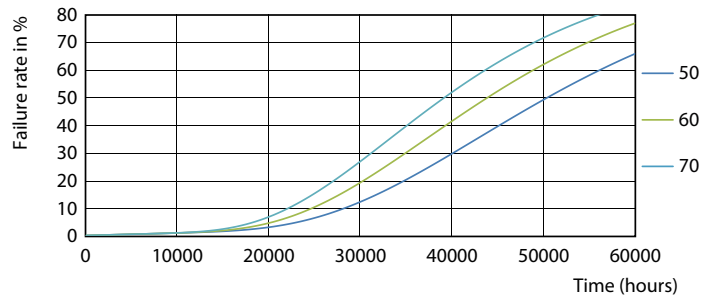


SDPO\_MLED\_APR\_0015-Spectral Power distribution

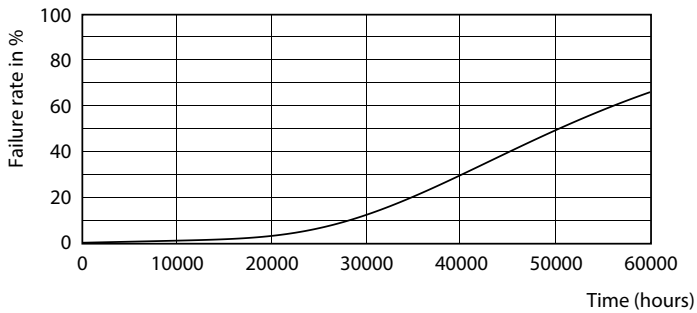
## Lifetime



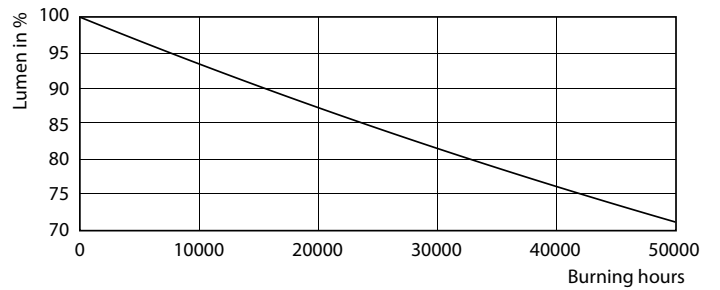
MAS LEDtube HO 14W G13 830-865 T8



MAS LEDtube HO 14W G13 830-865 T8



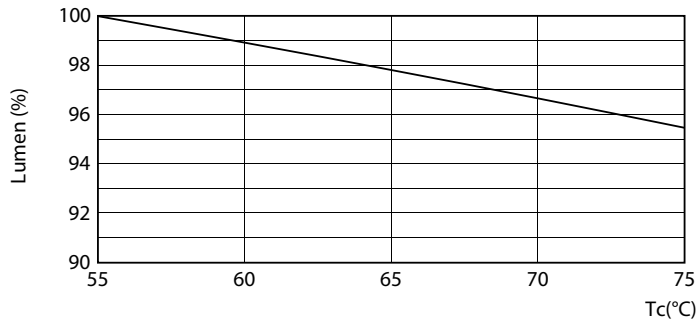
MAS LEDtube HO 14W G13 830-865 T8



MAS LEDtube HO 14W G13 830-865 T8

# MASTER LEDtube EM/Mains

## Lifetime



MAS LEDtube HO 14W G13 830-865 T8

