



Perfect sparkle, trendy design

MASTERColour CDM-R111 Elite

MASTERColour CDM-R111 Elite combines the trendy look of 111 mm aluminium-reflector halogen lamps with the long life, high energy efficiency and crisp white light of MASTERColour CDM.

Benefits

- Crisp white sparkling light
- Easy installation
- Less glare, comfort for shoppers and staff

Features

- High lamp efficacy
- Long lamp lifetime compared to incandescent and halogen lamps
- The ceramic discharge tube is optimally positioned and stable in the reflector
- UV-block burner capsule
- Anti-glare cap design

Application

- Accent and decorative lighting: display lighting with sparkling, theatrical effects, even in surroundings with very high background ambient light levels, such as shops windows
- General lighting: in downlighters, a warm and comfortable atmosphere can be created

Warnings and Safety

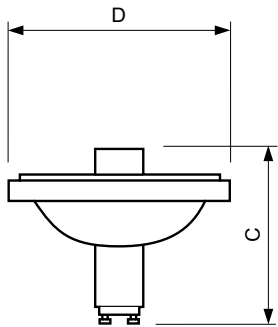
- Control gear must include end-of-life protection (IEC61167, IEC 62035)
- Use only with electronic control gear. 35W/930 lamps may also use electromagnetic gear.
- A lamp breaking is extremely unlikely to have any impact on your health. If a lamp breaks, ventilate the room for 30 minutes and remove the parts, preferably with gloves. Put them in a sealed plastic bag and take it to your local waste facilities for recycling. Do not use a vacuum cleaner.

MASTERColour CDM-R111 Elite

Versions



Dimensional drawing



Product	D (max)	C (max)
MASTERColour CDM-R111 Elite CDM-R111 Elite 35W/930 GX8.5 10D	111 mm	95 mm
MASTERColour CDM-R111 Elite CDM-R111 Elite 70W/930 GX8.5 10D	111 mm	95 mm
MASTERColour CDM-R111 Elite CDM-R111 Elite 35W/930 GX8.5 40D	111 mm	95 mm
MASTERColour CDM-R111 Elite CDM-R111 Elite 70W/930 GX8.5 24D	111 mm	95 mm
MASTERColour CDM-R111 Elite CDM-R111 Elite 70W/930 GX8.5 40D	111 mm	95 mm
MASTERColour CDM-R111 Elite CDM-R111 Elite 35W/930 GX8.5 24D	111 mm	95 mm

MASTERCcolour CDM-R111 Elite

Controls and Dimming

Dimmable	No
----------	----

Operating and Electrical

Voltage (Nom)	89 V
Re-Ignition Time (Min) (Max)	15 min
Warm Up Time To 60% Light (Nom)	120 s

General Information

Cap-Base	GX8.5
Life To 20% Failures (Nom)	10500 h
Life To 50% Failures (Nom)	12000 h
Life To 5% Failures (Nom)	8000 h
Operating Position	UNIVERSAL
Switching Cycle	1,050X

Light Technical

Chromaticity Coordinate X (Nom)	0.434
Chromaticity Coordinate Y (Nom)	0.398
Colour Code	930
Colour Designation	Warm white (WW)
Correlated Colour Temperature (Nom)	3000 K
Llmf At End Of Nominal Lifetime (Nom)	70 %
Lumen Maintenance 12000 h (Nom)	70 %
Lumen Maintenance 2000 h (Nom)	90 %
Lumen Maintenance 4000 h (Nom)	85 %

Mechanical and Housing

Bulb Finish	Reflector
Bulb Shape	R111

Approval and Application

Order Code	Full Product Name	Energy	Mercury (Hg)	Mercury (Hg)
		Consumption kWh/ 1000 h	Content (Max)	Content (Nom)
928195305330	MASTERCcolour CDM-R111 Elite CDM-R111 Elite 35W/930 GX8.5 10D	40 kWh	4.7 mg	4.7 mg
928195405330	MASTERCcolour CDM-R111 Elite CDM-R111 Elite 35W/930 GX8.5 24D	40 kWh	4.7 mg	4.7 mg
928195505330	MASTERCcolour CDM-R111 Elite CDM-R111 Elite 35W/930 GX8.5 40D	40 kWh	4.7 mg	4.7 mg
928195605330	MASTERCcolour CDM-R111 Elite CDM-R111 Elite 70W/930 GX8.5 10D	74 kWh	6.6 mg	6.6 mg
928195705330	MASTERCcolour CDM-R111 Elite CDM-R111 Elite 70W/930 GX8.5 24D	74 kWh	6.6 mg	6.6 mg
928195805330	MASTERCcolour CDM-R111 Elite CDM-R111 Elite 70W/930 GX8.5 40D	74 kWh	6.6 mg	6.6 mg

Operating and Electrical

Order Code	Full Product Name	Lamp			
		Current (EM) (Nom)	Voltage (Max)	Voltage (Min)	Power (Rated) (Nom)
928195305330	MASTERCcolour CDM-R111 Elite CDM-R111 Elite 35W/930 GX8.5 10D	0.440 A	97 V	81 V	39.1 W
928195405330	MASTERCcolour CDM-R111 Elite CDM-R111 Elite 35W/930 GX8.5 24D	0.440 A	97 V	81 V	39.1 W
928195505330	MASTERCcolour CDM-R111 Elite CDM-R111 Elite 35W/930 GX8.5 40D	0.440 A	97 V	81 V	39.1 W

Order Code	Full Product Name	Lamp			
		Current (EM) (Nom)	Voltage (Max)	Voltage (Min)	Power (Rated) (Nom)
928195605330	MASTERCcolour CDM-R111 Elite CDM-R111 Elite 70W/930 GX8.5 10D	-	98 V	80 V	73.2 W
928195705330	MASTERCcolour CDM-R111 Elite CDM-R111 Elite 70W/930 GX8.5 24D	-	98 V	80 V	73.2 W
928195805330	MASTERCcolour CDM-R111 Elite CDM-R111 Elite 70W/930 GX8.5 40D	-	98 V	80 V	73.2 W

General Information

MASTERCcolour CDM-R111 Elite

Order Code	Full Product Name	Life To 10% Failures (Nom)
928195305330	MASTERCcolour CDM-R111 Elite CDM-R111 Elite 35W/930 GX8.5 10D	5500 h
928195405330	MASTERCcolour CDM-R111 Elite CDM-R111 Elite 35W/930 GX8.5 24D	5500 h
928195505330	MASTERCcolour CDM-R111 Elite CDM-R111 Elite 35W/930 GX8.5 40D	5500 h

Order Code	Full Product Name	Life To 10% Failures (Nom)
928195605330	MASTERCcolour CDM-R111 Elite CDM-R111 Elite 70W/930 GX8.5 10D	9500 h
928195705330	MASTERCcolour CDM-R111 Elite CDM-R111 Elite 70W/930 GX8.5 24D	9500 h
928195805330	MASTERCcolour CDM-R111 Elite CDM-R111 Elite 70W/930 GX8.5 40D	9500 h

Light Technical (1/2)

Order Code	Full Product Name	Beam		Colour	Colour
		Angle (Nom)	Beam Description	Rendering Index (Min)	Rendering Index (Nom)
928195305330	MASTERCcolour CDM-R111 Elite CDM-R111 Elite 35W/930 GX8.5 10D	10 °	Spot	87	90
928195405330	MASTERCcolour CDM-R111 Elite CDM-R111 Elite 35W/930 GX8.5 24D	24 °	Narrow Flood	87	90
928195505330	MASTERCcolour CDM-R111 Elite CDM-R111 Elite 35W/930 GX8.5 40D	40 °	Flood	87	90
928195605330	MASTERCcolour CDM-R111 Elite CDM-R111	10 °	Spot	89	92

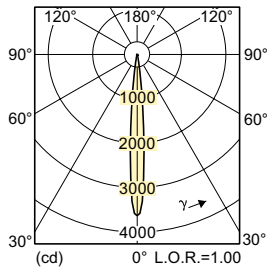
Order Code	Full Product Name	Beam		Colour	Colour
		Angle (Nom)	Beam Description	Rendering Index (Min)	Rendering Index (Nom)
	Elite 70W/930 GX8.5 10D				
928195705330	MASTERCcolour CDM-R111 Elite CDM-R111 Elite 70W/930 GX8.5 24D	24 °	Narrow Flood	89	92
928195805330	MASTERCcolour CDM-R111 Elite CDM-R111 Elite 70W/930 GX8.5 40D	40 °	Flood	89	92

Light Technical (2/2)

Order Code	Full Product Name	Luminous				
		Efficacy (rated) (Nom)	Design Mean Lumens	Luminous Flux (Nom)	Luminous Intensity (Min)	Luminous Intensity (Nom)
928195305330	MASTERCcolour CDM-R111 Elite CDM-R111 Elite 35W/930 GX8.5 10D	37 lm/W	1200 lm	1350 lm	27000 cd	36000 cd
928195405330	MASTERCcolour CDM-R111 Elite CDM-R111 Elite 35W/930 GX8.5 24D	46 lm/W	1500 lm	1750 lm	6500 cd	8500 cd
928195505330	MASTERCcolour CDM-R111 Elite CDM-R111 Elite 35W/930 GX8.5 40D	46 lm/W	1500 lm	1750 lm	3500 cd	4500 cd

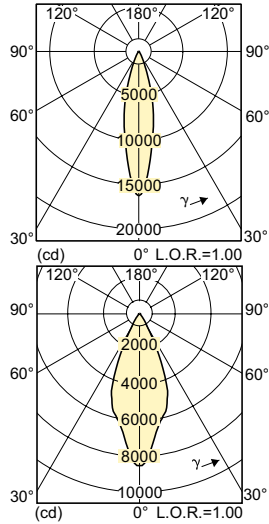
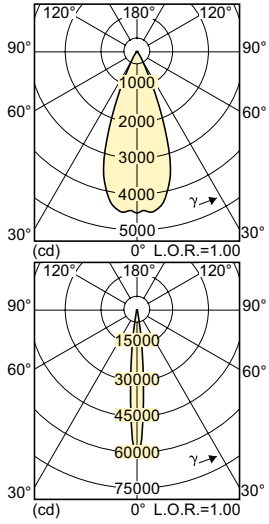
Order Code	Full Product Name	Luminous				
		Efficacy (rated) (Nom)	Design Mean Lumens	Luminous Flux (Nom)	Luminous Intensity (Min)	Luminous Intensity (Nom)
928195605330	MASTERCcolour CDM-R111 Elite CDM-R111 Elite 70W/930 GX8.5 10D	40 lm/W	2400 lm	2805 lm	34000 cd	45000 cd
928195705330	MASTERCcolour CDM-R111 Elite CDM-R111 Elite 70W/930 GX8.5 24D	50 lm/W	3100 lm	3550 lm	12000 cd	16000 cd
928195805330	MASTERCcolour CDM-R111 Elite CDM-R111 Elite 70W/930 GX8.5 40D	50 lm/W	3100 lm	3550 lm	6500 cd	8500 cd

MASTERColour CDM-R111 Elite

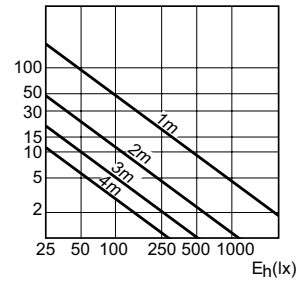
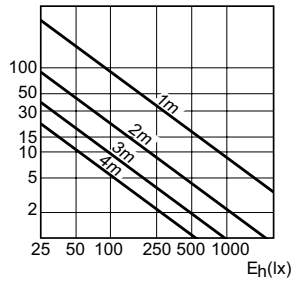
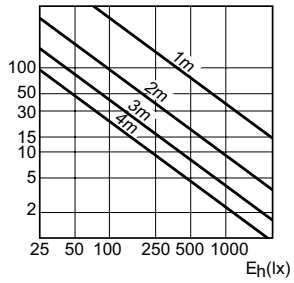


120

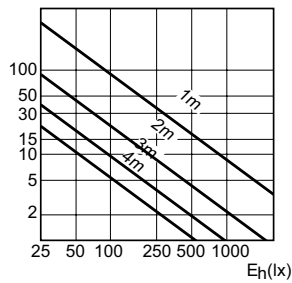
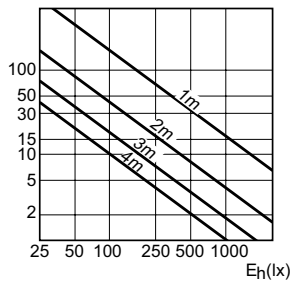
MASTERColour CDM-R111 Elite



Accent Diagrams

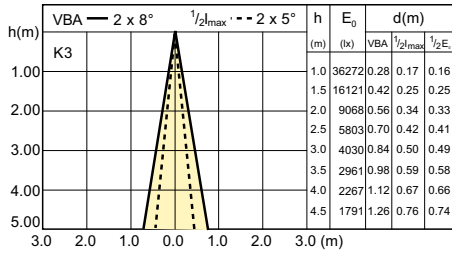


LDAC_CDMR111E_0002-Accent diagram

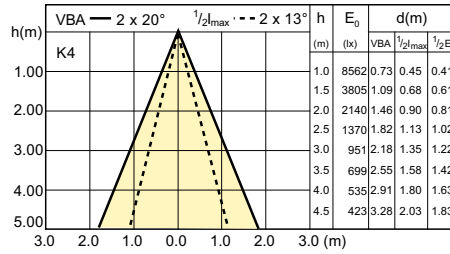


LDAC_CDMR111E_0008-Accent diagram

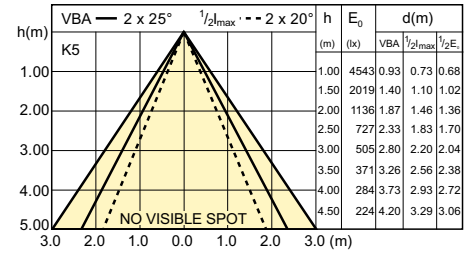
Beam Diagrams



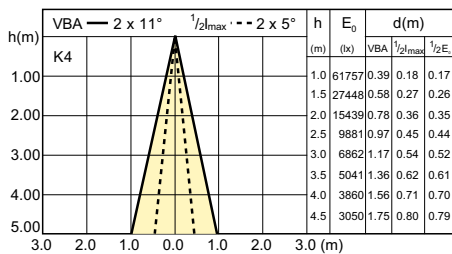
LDBE_CDMR111E_0001-Beam diagram



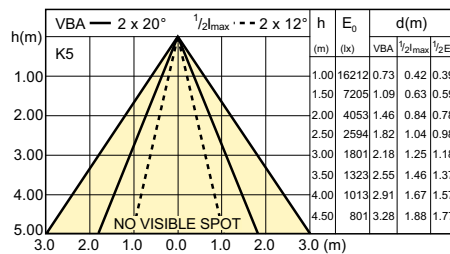
LDBE_CDMR111E_0002-Beam diagram



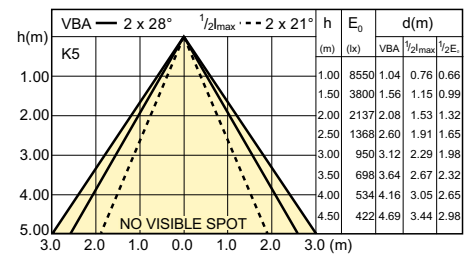
LDBE_CDMR111E_0003-Beam diagram



LDBE_CDMR111E_0007-Beam diagram



LDBE_CDMR111E_0008-Beam diagram



LDBE_CDMR111E_0009-Beam diagram

